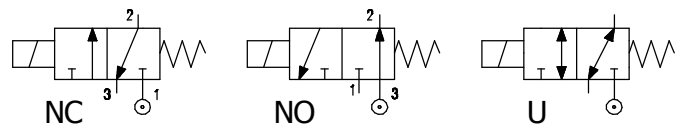


DESCRIPTION

Solenoid valve 3 way
direct acting poppet type

CONSTRUCTION

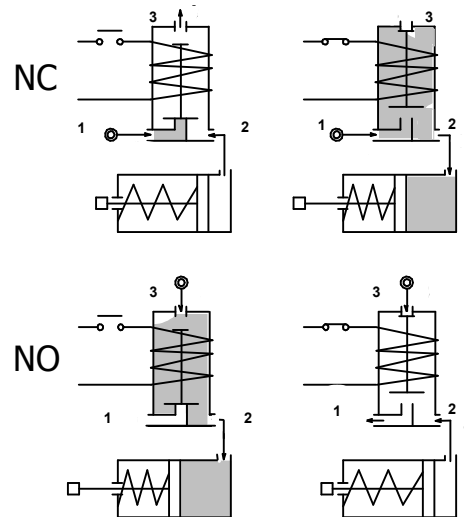
Body	Brass
Armature tube	Stainless steel
Plunger and core	Stainless steel
Springs	Stainless steel
Seal material	NBR
	FPM
	EPDM



3

FEATURES

Maximum allowable pressure : maximum differential pressure +10%
 Maximum fluid viscosity 25cSt (mm²/s)
 Ambient temperature : with class F coil -10°C +55°C
 with class H coil -10°C +80°C
 Universal mounting position



OPTIONS : Manual override
 Electroless nickel plating
 Stainless steel seat

CODE ① ②	Connection G ISO 228	Orifice mm		KV m ³ /h	Differential pressure bar			Nominal power			Coil		Seal ①	Temp. range °C
		Inlet	Exh.		Min	Max		AC Inrush	VA Holding	DC Watt	Series	Width		
						AC	DC							
NC Normally closed														
E306A.....15///.....	1/8"	1.5	2.4	0.07	0	20	20	20	15	10	2	30	NBR=B	-10 +90
E306A.....20///.....		2	2.4	0.11	0	13	13							
E306A.....25///.....		2.5	2.4	0.16	0	10	10							
E306B.....15///.....	1/4"	1.5	2.4	0.07	0	20	20	20	15	10	2	30	EPDM=E	<+140
E306B.....20///.....		2	2.4	0.11	0	13	13							
E306B.....25///.....		2.5	2.4	0.16	0	10	10							
NO Normally open														
E306B.....24/S/.....	1/4"	2.4	2.5	0.16	0	9	9	20	15	10	2	30	FPM=V	-10 +130
E306B.....29/S/.....		2.9	3	0.20	0	6.5	6.5							
U Universal														
E306B.....25/G/.....	1/4"	2.5	2.4	0.16	0	5	4	20	15	10	2	30		

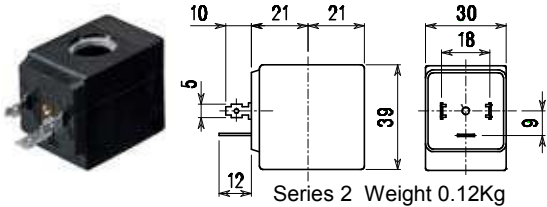
① Seal
 ② Coil

Example: E306BV15///20B FPM seal Coil 24V 50/60Hz NC
 E306BB24/S/201 NBR seal Coil 24V DC NO

COILS	Alternating Current ~50/60Hz Volt							Direct Current Volt			Electrical connection	Connectors
	12	24	48	110	220 230	240	380	12	24	48		
Series 2 Width 30 Code ②	20A	20B	20C	20D	20E	20F	20G	200	201	202	DIN 43650A	PG9 code 10349000

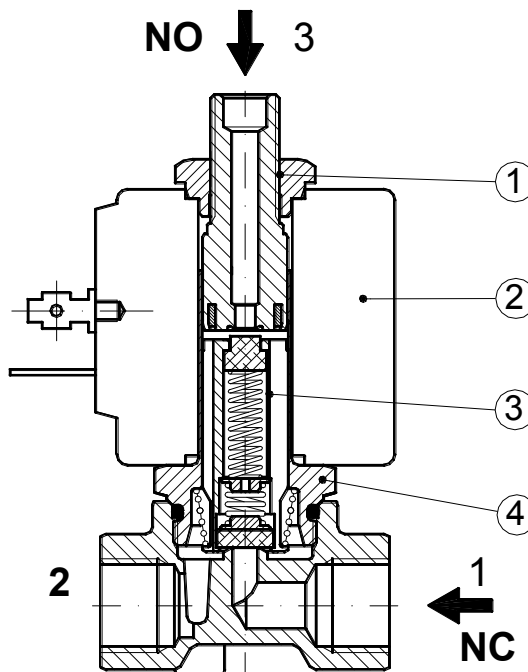
DESCRIPTION
 Class F insulation
 Voltage tolerance
 AC +15% -10%
 DC ± 10%
 Protection class
 IP65 with connector fitted
 IP00 without connector
 Continuous service ED100%

OPTIONS
 Class H insulation
 Cable attached
 Special coil voltages
 Special coil powers

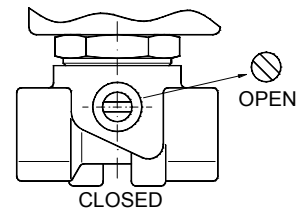


SPARE PARTS LIST

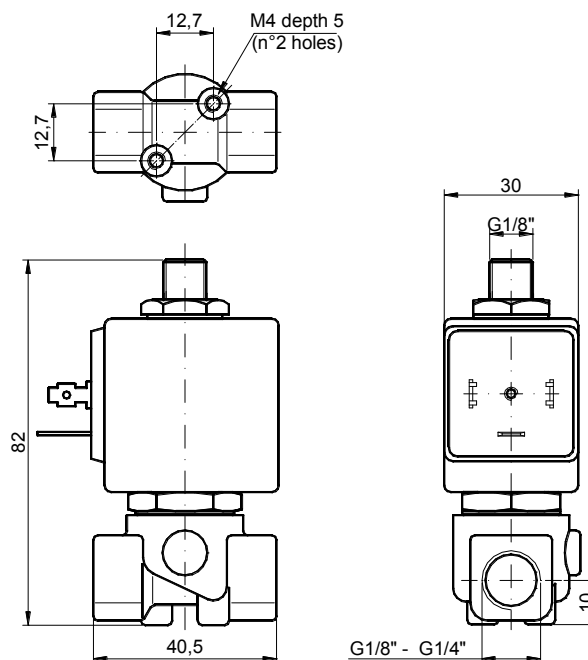
1. Coil fixing nut
2. Coil
3. Plunger
4. Armature tube with core



MANUAL OVERRIDE



OVERALL DIMENSION



Weight = 0.32 Kg